

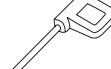


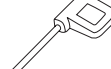
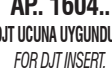


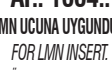










Takım Kodu Ordering Code Bestell-Bezeichnung	Stok Stock Lager	Takım Ölçüleri (mm) Dimension (mm) Abmessung (mm)					Kesici Uç Insert Wendeschneidplatte	Yedek Parçaları / Spare Parts / Ersatzteile					
		DC	ZEFP	DCON	LF	APMX		Sıkma Vidası Screw Schraube	Tork Anahtar Torx Key Torx-Schlüssel	Montaj Vidası Mounting Screw Befestigungsschraube			
AFM90-AP10-D040-A16-Z05-H	●	40	5	16	40	10	 <b>AP. 1003..</b> ISO UCUNA UYGUNDUR. FOR ISO INSERT. FÜR ISO-WENDEPLATTE	 3008-M2.5x6	 80-T08	2506-M8x30			
AFM90-AP10-D050-A22-Z06-H	●	50	6	22	40	10				2508-M10x30			
AFM90-AP10-D063-A22-Z07-H	●	63	7	22	40	10				2510-M12x35			
AFM90-AP10-D080-A27-Z08-H	●	80	8	27	50	10				2514-M16x35			
AFM90-AP10-D100-A32-Z09-H	●	100	9	32	50	10	 <b>AP. 1604..</b> ISO UCUNA UYGUNDUR. FOR ISO INSERT. FÜR ISO-WENDEPLATTE	 4015-M4x11	 80-T15	2506-M8x30			
AFM90-AP16-D040-A16-Z04-H	●	40	4	16	40	16				2508-M10x30			
AFM90-AP16-D050-A22-Z05-H	●	50	5	22	40	16				2510-M12x35			
AFM90-AP16-D052-A22-Z05-H	●	52	5	22	40	16				2514-M16x35			
AFM90-AP16-D063-A22-Z06-H	●	63	6	22	40	16				-			
AFM90-AP16-D080-A27-Z07-H	●	80	7	27	50	16				2506-M8x30			
AFM90-AP16-D100-A32-Z08-H	●	100	8	32	50	16				2508-M10x30			
AFM90-AP16-D125-B40-Z09	●	125	9	40	63	16				2510-M12x35			
AFM90-AP16-D160-C40-Z10	●	160	10	40	63	16				2514-M16x35			
AFM90-AP16-D200-C60-Z12	●	200	12	60	63	16				-			
AFM90-AP16DJ-D050-A22-Z05-H	●	50	5	22	40	16				 <b>AP. 1604..</b> DJT UCUNA UYGUNDUR. FOR DJT INSERT. FÜR DJT-WENDEPLATTE	 4015-M4x11	 80-T15	2508-M10x30
AFM90-AP16DJ-D063-A22-Z06-H	●	63	6	22	40	16							2510-M12x35
AFM90-AP16DJ-D080-A27-Z07-H	●	80	7	27	50	16	2506-M8x30						
AFM90-AP16L-D050-A22-Z05-H	●	50	5	22	40	16	 <b>AP. 1604..</b> LMN UCUNA UYGUNDUR. FOR LMN INSERT. FÜR LMN-WENDEPLATTE	 4015-M4x11	 80-T15	2508-M10x30			
AFM90-AP16L-D063-A22-Z06-H	●	63	6	22	40	16				2510-M12x35			
AFM90-AP16L-D080-A27-Z07-H	●	80	7	27	50	16				2506-M8x30			
AFM90-AP16P-D040-A16-Z04-H	●	40	4	16	40	16	 <b>AP. 1604..</b> PLBT UCUNA UYGUNDUR. FOR PLBT INSERT. FÜR PLBT-WENDEPLATTE	 4015-M4x11	 80-T15	2508-M10x30			
AFM90-AP16P-D050-A22-Z05-H	●	50	5	22	40	16				2510-M12x35			
AFM90-AP16P-D063-A22-Z06-H	●	63	6	22	40	16				2514-M16x35			
AFM90-AP16P-D080-A27-Z07-H	●	80	7	27	50	16				2506-M8x30			
AFM90-AP16A-D050-A22-Z05-H	●	50	5	22	40	15	 <b>AP. 1604..</b> ACHTK UCUNA UYGUNDUR. FOR ACHTK INSERT. FÜR ACHTK-WENDEPLATTE	 4015-M4x11	 80-T15	2508-M10x30			
AFM90-AP16A-D063-A22-Z06-H	●	63	6	22	40	15				2510-M12x35			
AFM90-AP16A-D080-A27-Z07-H	●	80	7	27	50	15				2514-M16x35			
AFM90-AP16A-D100-A32-Z08-H	●	100	8	32	50	15				-			
AFM90-AP16A-D125-B40-Z09	●	125	9	40	63	15	-						

R: Sağ / Right / Rechts L: Sol/Left/Links

● Stokta / In Stock / Auf Lager ○ Stokta Yok / Non Stock Item / Kein Lagerartikel, Lieferzeit auf Anfrage

Sipariş Örneği/Ordering Example/Bestellbeispiel

1 ad./pcs./stück AFM90-AP10-D040-A16-Z05-H

Kesme Hesabı : S 331 / Cutting Calculation : P 331 / Schnittberechnung : 331

Montaj Ölçüleri : S 328 / Mounting Reference : P 328 / Montagehinweis : 328